
 ARIES IMEX TRADING INC.

ALUMINIUM ALLOY
WINDOWS



QC 115 TILT & TURN WINDOW Thermal Break Profile

OPENING MODE: tilt and turn/casement/awning;
PROFILE THICKNESS: 1.6mm;
PROFILE COLOR: teak, brown ,ebony, fluorocarbon
grey, fluorocarbon champagne;
GLASS: 5mm+18A+5mm [optional: manual blind,
decoration bar etc..]
HARDWARE: G-
U(German),HOPPE(German),REGUITTI(Italy)
SASH SIZE APPLICATION:
Casement: sash wide 440-700mm, height: 600-1600mm
Awning : sash wide 600-1600mm, height: 440-1600mm
Tilt and turn : sash
wide: 355-1700mm, height: 500-2400mm



QC 95 TILT & TURN WINDOW Thermal Break Profile

OPENING MODE: tilt and turn/casement/awning;
PROFILE THICKNESS: 1.6mm;
PROFILE COLOR: teak, brown, ebony, fluorocarbon grey,
fluorocarbon champagne;
GLASS: 5mm+18A+5mm [optional: manual blind, decoration bar
etc..]
HARDWARE: G-U(German), HOPPE(German), REGUTTI(Italy)



SASH SIZE APPLICATION:
Casement: sash wide 440-700mm, height: 600-1600mm;
Awning :sash wide 600-1600mm, height: 440-1600mm;
Tilt and turn : sash wide: 355-1700mm, height: 500-2400mm



MLBN TILT & TURN WINDOW Thermal Break Profile



OPENING MODE: tilt and turn/casement;

PROFILE THICKNESS: 1.6mm;

PROFILE COLOR: white, white oak, powder coating champagne, fluorocarbon grey, fluorocarbon champagne;

GLASS: 5mm+18A+5mm [optional: 5mm+27A+5mm, auto/manual blind, honeycomb blind, decoration bar etc..]

SCREEN: steel;

HARDWARE: G-U(German), HOPPE(German)

SASH SIZE APPLICATION:


Casement: sash wide 440-700mm, height: 600-1600mm;

Awning : sash wide 600-1600mm, height: 440-1600mm;

Tilt and turn : sash wide: 355-1700mm, height: 500-2400mm




NLB TILT & TURN WINDOW Thermal Break Profile



OPENING MODE:tilt and turn/casement/awning;
PROFILE THICKNESS:1.6mm;
PROFILE COLOR: white, white oak, powder coating champagne, fluorocarbon grey, fluorocarbon champagne;
GLASS:5mm+18A+5mm [optional:5mm+27A+5mm, auto/manual blind, honeycomb blind, decoration bar ,Low-E glass etc..]
SCREEN:steel;
HARDWARE:G-U(German,HOPPE(German));
SASH SIZE APPLICATION:
Casement:sash wide 440-700mm, height:600-1600mm;
Awning :sash wide 600-1600mm,height:440-1600mm;
Tilt and turn : sash wide:355-1700mm,height:500-2400mm



68 Tilt & Turn Window 68 series Thermal Break Profile



OPENING MODE:tilt and turn/casement/awning;
PROFILE THICKNESS:2.0mm;
PROFILE COLOR: white, white oak, powder coating champagne, fluorocarbon grey, fluorocarbon champagne;
GLASS:5mm+18A+5mm [optional:5mm+27A+5mm, auto/manual blind, honeycomb blind, decoration bar ,Low-E glass etc..]
SCREEN:steel;
HARDWARE:G-U(German,HOPPE(German));
SASH SIZE APPLICATION:
Casement:sash wide 440-800mm, height:600-1600mm;
Awning :sash wide 600-1600mm,height:440-1600mm;
Tilt and turn : sash wide:355-1700mm,height:500-2400mm;

ALB TILT & TURN WINDOW Thermal Break Profile



OPENING MODE: tilt and turn/casement/awning;

PROFILE THICKNESS: 2.0mm;

PROFILE COLOR: white, white oak, powder coating champagne, fluorocarbon grey, fluorocarbon champagne;

GLASS: 5mm+18A+5mm [optional: 5mm+27A+5mm, auto/manual blind, honeycomb blind, decoration bar, Low-E glass etc..]

SCREEN: steel;

HARDWARE: G-U (German), HOPPE (German);

SASH SIZE APPLICATION:

Casement: sash wide 440-800mm, height: 600-1600mm;

Awning : sash wide 600-1600mm, height: 440-1600mm;

Tilt and turn : sash wide: 355-1700mm, height: 500-2400mm;

78 TILT & TURN WINDOW


78 series Thermal Break Profile




OPENING MODE: tilt and turn/casement/awning;
PROFILE THICKNESS: 2.0mm;
PROFILE COLOR: white, white oak, powder coating champagne, fluorocarbon grey, fluorocarbon champagne;
GLASS: 5mm+18A+5mm [optional: 5mm+27A+5mm, auto/manual blind, honeycomb blind, decoration bar, Low-E glass etc..]
SCREEN: steel;
HARDWARE: G-U (German), HOPPE (German);
SASH SIZE APPLICATION:
Casement: sash wide 440-800mm, height: 600-1600mm;
Awning: sash wide 600-1600mm, height: 440-1600mm;
Tilt and turn: sash wide: 355-1700mm, height: 500-2400mm;



LF SLIDING WINDOW Thermal Break Profile



MJ SLIDING WINDOW



OPENING MODE:sliding window;
PROFILE THICKNESS:1.6mm;
PROFILE COLOR: white, white oak, powder coating chamgpne, fluorocarbon grey, fluorocarbon champagne;
GLASS:5mm+9A+5mm(optional 5mm+18A+5mm)
SCREEN:(optional)steel;
HARDWARE:Rustic;
SASH SIZE APPLICATION:wide 500-1600mm, height:650-1600mm

 ARIES IMEX TRADING INC.

ALUMINIUM ALLOY
D O O R



TRIUMPH ENTRANCE DOOR Thermal Break Profile

OPENING MODE: Thermal Break Entrance Door;
PROFILE THICKNESS: 2.0mm;
PROFILE COLOR: white, white oak, powder coating
champagne, fluorocarbon grey, fluorocarbon
champagne;
GLASS: 5mm+18A+5mm(optional
5mm+27A+5mm);
SCREEN: Optional;
HARDWARE: G-U(German), HOPPE(German);
SASH SIZE APPLICATION: wide 500-1050mm,
height: 1850-2650mm



THRIUMP CASEMENT DOOR



98 SLIDING DOOR
Thermal Break Profile
Outdoor Lift-Sliding door



OPENING MODE: Thermal Break Lift-Sliding Door;
PROFILE THICKNESS: 2.0mm;
PROFILE COLOR: white, white oak, powder coating champagne,
fluorocarbon grey, fluorocarbon champagne;
GLASS: 5mm+18A+5mm (optional 5mm+27A+5mm);
SCREEN: Optional;
HARDWARE: G-U (German), HOPPE (German);
SASH SIZE APPLICATION: wide 700-1850mm, height: 850-2950mm



168 SLIDING DOOR
Thermal Break Profile
Outdoor Lift-Sliding door



OPENING MODE:Thermal Break Lift-Sliding Door;
PROFILE THICKNESS:2.0mm;
PROFILE COLOR: white, white oak, powder coating
champagne, fluorocarbon grey, fluorocarbon champagne;
GLASS:5mm+18A+5mm(optional 6mm+27A+6mm);
HARDWARE:G-U(German),HOPPE(German);
SASH SIZE APPLICATION:wide 1000-2600mm,
height:1850-2950mm

SLIDING DOOR SYSTEM



LJ SLIDING DOOR



OPENING MODE: Sliding door;
PROFILE THICKNESS: 1.5mm;
PROFILE COLOR: white, white oak, powder coating champagne, fluorocarbon grey, fluorocarbon champagne;
GLASS: 5mm+9A+5mm;
SCREEN: (optional) steel;
HARDWARE: Rustic;
SASH SIZE APPLICATION: wide 500-1100mm, height: 700-2250mm



YJ SLIDING DOOR



OPENING MODE:sliding door;
PROFILE THICKNESS:2.0mm;
PROFILE COLOR: white, white oak, powder coating champagne, fluorocarbon grey, fluorocarbon champagne;
GLASS:5mm+18A+5mm(optional 5mm+27A+5mm);
SCREEN:(optional)steel;
HARDWARE:Rustic;
SASH SIZE APPLICATION:wide 500-1850mm, height:700-2850mm



LJ SLIDING DOOR


OPENING MODE:sliding door;
PROFILE THICKNESS:1.6mm;
PROFILE COLOR: white, white oak, powder coating champagne, fluorocarbon grey, fluorocarbon champagne;
GLASS:5mm+9A+5mm;
SCREEN:(optional)steel;
HARDWARE:Rustic;
SASH SIZE APPLICATION:wide 500-1350mm, height:700-2350mm

GJ SLIDING DOOR



OPENING MODE:sliding door;
PROFILE THICKNESS:1.6mm;
PROFILE COLOR: white, white oak,
powder coating champagne, fluorocarbon
grey, fluorocarbon champagne;
GLASS:5mm+9A+5mm;
SCREEN:(optional)steel;
HARDWARE:Rustic;
SASH SIZE APPLICATION:wide
500-1450mm, height:1850-2850mm

AJ SLIDING DOOR




OPENING MODE:sliding door;
PROFILE THICKNESS:1.6mm;
PROFILE COLOR: white, white oak,
powder coating champagne, fluorocarbon
grey, fluorocarbon champagne;
GLASS:5mm+9A+5mm;
SCREEN:(optional)steel;
HARDWARE:Rustic;
SASH SIZE APPLICATION:wide
500-1450mm, height:1850-2850mm

RJ SLIDING DOOR

OPENING MODE:sliding door;
PROFILE THICKNESS:2.0mm;
PROFILE COLOR: white, white oak, powder coating champagne, fluorocarbon grey, fluorocarbon champagne;
GLASS:5mm+18A+5mm(optional 5mm+27A+5mm);
SCREEN:(optional)steel;
HARDWARE:Rustic;
SASH SIZE APPLICATION:wide 500-1850mm, height:700-2850mm



SLIDING DOOR SYSTEM



KS FOLDING DOOR



OPENING MODE: Thermal Break Folding
door;
PROFILE THICKNESS: 2.0mm;
PROFILE COLOR: white, white oak, powder
coating champagne, fluorocarbon grey,
fluorocarbon champagne;
GLASS: 5mm+27A+5mm;
HARDWARE: KS;
GLASS SIZE APPLICATION: wide
150-850mm, height: 1850-3300mm




FOLDING DOOR SYSTEM



75 FOLDING DOOR



OPENING MODE:Folding Door;
PROFILE THICKNESS:2.0mm;
PROFILE COLOR: white, white oak, powder coating champagne, fluorocarbon grey, fluorocarbon champagne;
GLASS:5mm+27A+5mm;
HARDWARE:75;
SASH SIZE APPLICATION:wide 550-850mm, height:1850-3300mm



 ARIES IMEX TRADING INC.

WOOD CLAD ALUMINUM
SYSTEM



128M WOOD ALUMINUM SLIDING DOOR

OPENING MODE: Wood-Aluminum Lift-Sliding Door;
PROFILE THICKNESS: 2.0mm;
WOOD OPTIONS: Jarrah, Teak, Oak;
PROFILE COLOR: white, fluorocarbon grey, fluorocarbon champagne;
GLASS: 5mm+27A+5mm;
HARDWARE: G-U (German), HOPPE (German);
SASH SIZE APPLICATION: wide 1000-2600mm, height: 1850-2950mm



WOOD CLAD ALUMINUM SYSTEM



98M WOOD ALUMINUM SLIDING DOOR



OPENING MODE: Wood-Aluminum Lift-Sliding Door;
PROFILE THICKNESS: 2.0mm;
WOOD OPTIONS: Jarrah, Teak, Oak;
PROFILE COLOR: white, fluorocarbon grey, fluorocarbon champagne;
GLASS: 5mm+27A+5mm;
HARDWARE: G-U (German), HOPPE (German);
SASH SIZE APPLICATION: wide 1000-2600mm, height: 1850-2950mm

HDB WOOD-ALUMINUM CASEMENT WINDOW

WOOD ALU-WINDOWS WITH INTEGRATED WINDOW SCREEN

OPENING MODE: Wood-Aluminum Casement Window;
PROFILE THICKNESS: 1.6mm;
WOOD OPTIONS: Jarrah, Teak, Oak;
PROFILE COLOR: white, fluorocarbon grey, fluorocarbon champagne;
GLASS: 5mm+18A+5mm;
HARDWARE: G-U (German), HOPPE (German);
SASH SIZE APPLICATION: SASH SIZE APPLICATION:
Casement: sash wide 440-700mm, height: 600-1600mm;
Awning: sash wide 600-1600mm, height: 440-1600mm;
Tilt and turn: sash wide: 355-1700mm, height: 500-2400mm



70M WOOD-ALUMINUM CASEMENT WINDOW



WOOD CLAD
ALUMINUM
SYSTEM

OPENING MODE: Wood-Aluminum Casement/Tilt and turn/Awning Window;
PROFILE THICKNESS: 1.6mm;
WOOD OPTIONS: Jarrah, Teak, Oak;
PROFILE COLOR: white, fluorocarbon grey, fluorocarbon champagne;
GLASS: 5mm+18A+5mm;
HARDWARE: G-U(German), HOPPE(German);
SASH SIZE APPLICATION:
Casement: sash wide 440-700mm, height: 600-1600mm;
Awning : sash wide 600-1600mm, height: 440-1600mm;
Tilt and turn : sash wide: 355-1700mm, height: 500-2400mm



78M ALUMINUM-WOOD

TILT & TURN WINDOW

OPENING MODE: Casement Window, Tilt & Turn Window
PROFILE THICKNESS: 1.42mm
WOOD: Australian Rosewood, Palisander, Teak, American Oak
DRYNESS OF WOOD: 820Kg/m³
HARDNESS OF WOOD: 8.5KN
GLASS: 5+27A+5mm (Frosted Glass, Laminated Glass)
HARDWARE: G-U (Germany), MACO (Austria)

STANDARD: GB/T8478-2008
U-FACTOR: 2.8w/m²k
ACOUSTIC PERFORMANCE: 5 Level (40 ≤ Rw+Cn < 45)
THERMAL INSULATION: 5 Level (2.5w/m²·k)
WIND LOAD RESISTANCE: 9 Level (P3 ≥ 5.0)
WATER TIGHTNESS: 6 Level (Δ P ≥ 700)
AIR TIGHTNESS: 8 Level (q2 ≤ 1.5)



ANCIENT ROME

ALU-WOOD LIFT & SLIDING DOORS

OPENING MODE: Sliding Door
PROFILE THICKNESS: 1.42mm
PROFILE COLORS: Fluorocarbon Champagne, Fluorocarbon Grey
WOOD: Australian Rosewood, Palisander, Teak, American Oak
DRYNESS OF WOOD: 820Kg/m³
HARDNESS OF WOOD: 8.5KN
GLASS: 5+27A+5mm (Frosted Glass, Laminated Glass)
HARDWARE: G-U (Germany), MACO (Austria)

STANDARD: GB/T8478-2008
U-FACTOR: 2.8w/m²k
ACOUSTIC PERFORMANCE: 5 Level (40 ≤ Rw+Cn < 45)
THERMAL INSULATION: 5 Level (2.5w/m²·k)
WIND LOAD RESISTANCE: 9 Level (P3 ≥ 5.0)
WATER TIGHTNESS: 6 Level (Δ P ≥ 700)
AIR TIGHTNESS: 8 Level (q2 ≤ 1.5)



ANCIENT ROME

ALU-WOOD TILT & TURN WINDOW

OPENING MODE: Sliding Door
PROFILE THICKNESS: 1.42mm
PROFILE COLORS: Fluorocarbon Champagne, Fluorocarbon Grey
WOOD: Australian Rosewood, Palisander, Teak, American Oak
DRYNESS OF WOOD: 820Kg/m³
HARDNESS OF WOOD: 8.5KN
GLASS: 5+27A+5mm (Frosted Glass, Laminated Glass)
HARDWARE: G-U (Germany), MACO (Austria)

STANDARD: GB/T8478-2008
U-FACTOR: 2.8w/m²k
ACOUSTIC PERFORMANCE: 5 Level (40 ≤ Rw+Cn < 45)
THERMAL INSULATION: 5 Level (2.5w/m²·k)
WIND LOAD RESISTANCE: 9 Level (P3 ≥ 5.0)
WATER TIGHTNESS: 6 Level (Δ P ≥ 700)
AIR TIGHTNESS: 8 Level (q2 ≤ 1.5)





CHINESE IMPRESSION SOLID WOODEN DOOR

OPENING MODE: Casement Door
WOOD: Australian Rosewood, Palisander, Teak, American Oak
DRYNESS OF WOOD: 820Kg/m³
HARDNESS OF WOOD: 8.5KN
GLASS: 5+12A+5mm
HARDWARE: MACO(Austria) , REGUITTI (Italy), CEMOM (France)

STANDARD: GB/T8478-2008
U-FACTOR: 2.8W/m²k
ACOUSTIC PERFORMANCE: 5 Level (40 ≤ Rw+Cn < 45)
THERMAL INSULATION: 5 Level (2.5w/m²·k)
WIND LOAD RESISTANCE: 9 Level(P3 ≥ 5.0)
WATER TIGHTNESS: 6 Level (Δ P ≥ 700)
AIR TIGHTNESS: 8 Level (q2 ≤ 1.5)

IMPRESSION OF CHINA SOLID WOODEN DOOR

OPENING MODE: Fixed Window
WOOD: Australian Rosewood, Palisander, Teak, American Oak
DRYNESS OF WOOD: 820Kg/m³
HARDNESS OF WOOD: 8.5KN
GLASS: 5+12A+5mm

STANDARD: GB/T8478-2008
U-FACTOR: 2.8W/m²k
ACOUSTIC PERFORMANCE: 5 Level (40 ≤ Rw+Cn < 45)
THERMAL INSULATION: 5 Level (2.5w/m²·k)
WIND LOAD RESISTANCE: 9 Level(P3 ≥ 5.0)
WATER TIGHTNESS: 6 Level (Δ P ≥ 700)
AIR TIGHTNESS: 8 Level (q2 ≤ 1.5)



202 SERIES ALU-WOOD LIFT & SLIDING DOORS

OPENING MODE: Sliding Door
PROFILE THICKNESS: 1.42mm
PROFILE COLORS: Fluorocarbon Champagne, Fluorocarbon Grey
WOOD: Australian Rosewood, Palisander, Teak, American Oak
DRYNESS OF WOOD: 820Kg/m³
HARDNESS OF WOOD: 8.5KN
GLASS: 5+27A+5mm (Frosted Glass, Laminated Glass)
HARDWARE: G-U (Germany), MACO (Austria)

STANDARD: GB/T8478-2008
U-FACTOR: 2.8w/m²k
ACOUSTIC PERFORMANCE: 5 Level (40 ≤ Rw+Cn < 45)
THERMAL INSULATION: 5 Level (2.5w/m²·k)
WIND LOAD RESISTANCE: 9 Level(P3 ≥ 5.0)
WATER TIGHTNESS: 6 Level (Δ P ≥ 700)
AIR TIGHTNESS: 8 Level (q2 ≤ 1.5)



WINTER GARDEN SYSTEM

NOVARRA
SCALA
TERRAMO



 ARIES
IMEX
TRADING
INC.



WINTER GARDEN SYSTEM



WOOD COLOR SERIES



ALUMINUM ALLOY COLOR SERIES





sales@ariesimextrading.com



www.ariesimextrading.com



Aries Imex Trading Inc.



[ariesimexmarketing2022](https://www.instagram.com/ariesimexmarketing2022)



09219102697



09953884201 • 9167043556 • 82871988



Room 306 Madrigal Building
Escolta Street Sta. Cruz Manila



ARIES
IMEX
TRADING
INC.





ARIES IMEX TRADING INC.

Thank You!